



Product Description

The Tannoy iw4 DC is a full bandwidth in wall speaker system, using a 100mm (4.00") Tannoy Dual Concentric™ point source, constant directivity drive unit, designed for installation into standard stud partition wall systems. It may also be used in cavity wall installations constructed with standard thickness drywall as well as a wide range of other wall construction types with a surface thickness of up to 25mm (1.00").

The Tannoy Dual Concentric™ drive unit comprises a multi fibre paper pulp mid bass cone and a 19mm (0.75") ferrofluid cooled, titanium dome HF unit with neodymium magnet system. The mid-bass and tweeter sections of this constant directivity driver are coincidentally aligned to a true point source; ensuring a wide and controlled dispersion for optimum coverage; this while avoiding the massive loss of energy, in the vertical plane at the crossover frequency, inherent in two-way discrete designs.

Featuring a wide bandwidth frequency response and very low distortion, the iw4 DC is also equipped with dynamic high frequency protection. This compact unit is specifically designed for applications requiring the combination of premium sonic quality for music and speech reinforcement and exceptional reliability and intelligibility.

The driver and passive frequency dividing network are mounted in an injection moulded, paintable front baffle manufactured from UV/weather resistant UL94V-0 ABS material. The class leading performance is further enhanced by the inclusion of four self aligning, spring loaded clamps; allowing for quick install but also for simple removal or reorientation of the loudspeaker. The rigidity of the clamps and baffle combination crucially provides the acoustically optimum bond to the wall surface without risk of distortion to the baffle itself. Complementing any style of decor, the perforated metal grille and discreet moulded baffle can be painted to blend seamlessly with any environment.

Gold plated spring loaded terminals are provided for ease of installation and a steel back can is available as an optional installation accessory.

Features

- 100mm (4.00") point source Dual Concentric™ driver
- Extended frequency response and very low distortion
- Wide, controlled constant directivity dispersion for optimum coverage
- Does not suffer from massive loss of energy in the vertical plane at crossover caused by two way discrete designs
- UV/weather resistant UL94V-0 ABS construction for structural integrity
- Dynamic high frequency protection
- Four way self-aligning clamp mounting system
- Ferrofluid cooled neodymium HF
- Five year warranty

Applications

- Foreground music & paging systems
- Multi-room audio systems
- Home theatre
- Business music systems
- Boardrooms and offices
- Retail environments
- Retail outlets and shopping malls
- Lounges and bars
- Cruise ships
- Courtrooms

Tannoy Direct (UK)
TCGI (ROW sales)
TCGA (Americas sales)
Tannoy Middle East

T: 00 44 (0) 1236 420199
T: 00 45 8742 7000
T: 00 1 (519) 745 1158
T: 00 971 (04) 4401208

E: enquiries@tannoy.com
E: info@tcgroup-international.com
E: info@tcgroup-americas.com
E: enquiries@tannoy.com

tannoy®.com



TECHNICAL SPECIFICATIONS

System	iw4 DC	
Frequency Response (-3dB) ⁽¹⁾	88Hz - 50kHz	
Frequency Range (-10dB) ⁽¹⁾	73Hz - 54kHz	
System Sensitivity (1W @1m) ⁽²⁾	88dB (1W - 2.83V for 8 Ohms)	
Nominal Coverage Angle	90 degrees conical	
Coverage Angle (1kHz to 6kHz)	130 degrees conical	
Directivity Factor (Q)	4.4 averaged 1kHz to 6kHz	
Directivity Index (DI)	5.3 averaged 1kHz to 6kHz	
Rated Maximum SPL ⁽³⁾		
Average	106dB	
Average	102.5dB (with optional THP30 transformer)	
Peak	112dB	
Power Handling		
Average	60W	
Programme	120W	
Peak	240W	
Recommended Amplifier Power	120W @ 8 Ohms	
Nominal Impedance	8 Ohms	
Distortion		
10% Full Power (5.5V)	2nd Harmonic	3rd Harmonic
250Hz	0.61%	0.55%
1kHz	1.46%	0.68%
10kHz	0.85%	0.13%
1% Full Power (1.73V)	2nd Harmonic	3rd Harmonic
250Hz	0.48%	0.87%
1kHz	0.43%	0.36%
10kHz	0.43%	0.06%

Transducers		
Low Frequency	1 x 100mm (4") Dual Concentric™ constant directivity driver with multi fibre paper pulp cone	
High Frequency	19mm (0.75") titanium dome with neodymium magnet system	
Physical		
Enclosure	Baffle	UL 94V-0 rated ABS
	Grille	Aluminum, with weather resistant coating
	Back can	(optional) zinc plated steel
Connectors	Gold plated connectors with spring terminals	
Hole Cutout Size	206 x 135 (8.11 x 5.31") Maximum wall thickness - 25mm (1.00")	
Dimensions		
Front Baffle	238mm x 159mm (9.37" x 6.26")	
Front of baffle to rear of magnet assembly	89mm (3.51")	
Front of wall to rear of magnet assembly	84mm (3.31")	
Included Accessories	Painted mask, cutout template, grille	
Optional Accessories	Steel back can Steel back can complete with THP30 transformer Plaster (mud) ring	
Transformer Taps (optional)		
70V	30W / 15W / 3.75W / OFF & Low Impedence operation	
100V	30W / 15W / 7.5W / OFF & Low Impedence operation	
NET Weight	2.60kg (5.73lbs)	

Notes:

(1) Average over stated bandwidth. Measured at 1 metre on axis.

(2) Unweighted pink noise input, measured at 1 metre in an anechoic chamber

A full range of measurements, performance data, CLF and Ease™ Data can be downloaded from www.tannoy.com

Full independent verification of published specifications carried out by NWA Labs, California can also be obtained from the downloads section of www.tannoy.com

Tannoy operates a policy of continuous research and development. The introduction of new materials or manufacturing methods will always equal or exceed the published specifications, which Tannoy reserves the right to alter without prior notice. Please verify the latest specifications when dealing with critical applications.

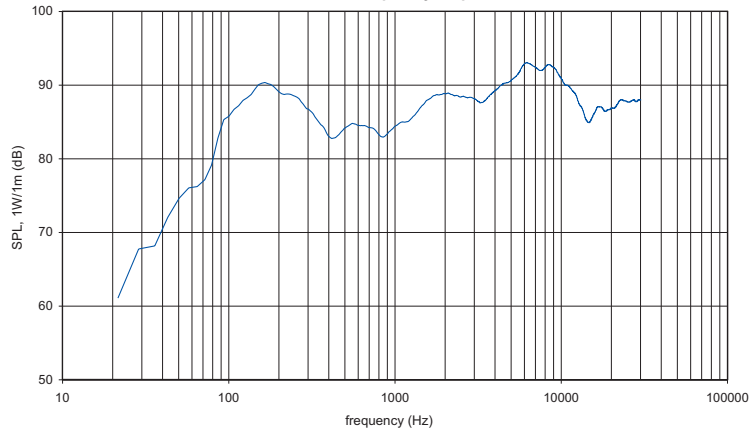
Ordering Information

PART NUMBER	MODEL NAME	COLOUR	PACKED QUANTITY
8000 4400	iw4 TDC	White	1



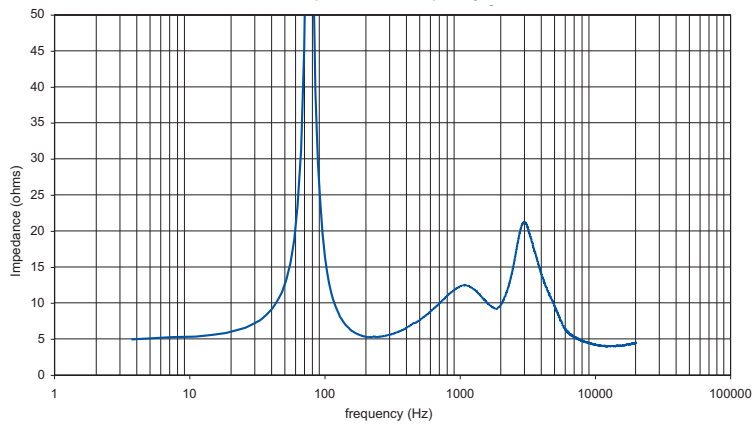
PERFORMANCE MEASUREMENTS

1m on-axis frequency response



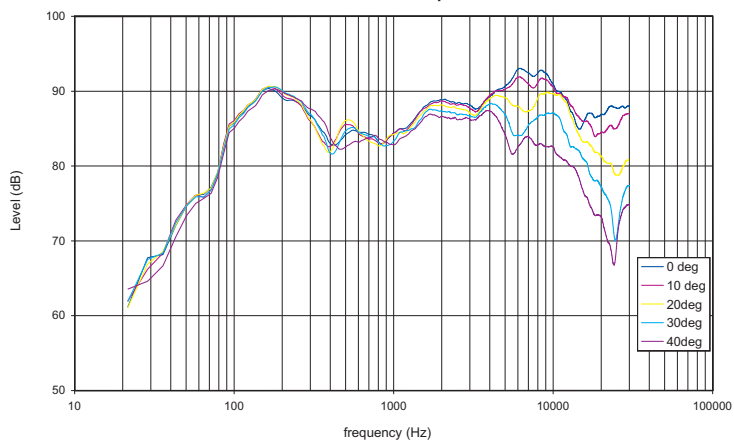
ANECHOIC
FREQUENCY
RESPONSE

Impedance vs frequency



IMPEDANCE

Horizontal off-axis response



OFF AXIS
RESPONSE

Tannoy Direct (UK)
TCGI (ROW sales)
TCGA (Americas sales)
Tannoy Middle East

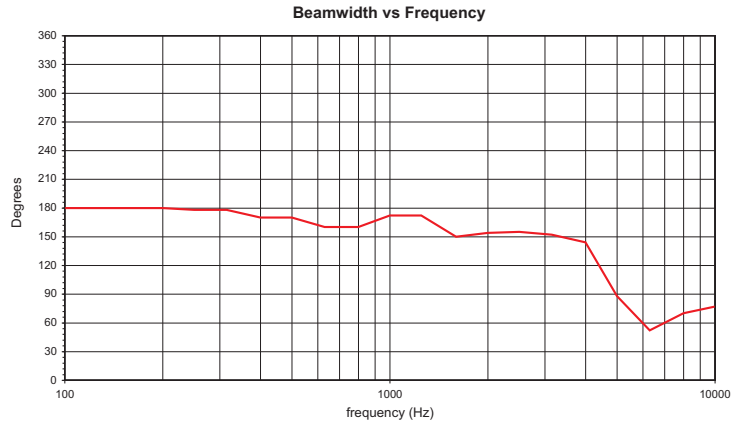
T: 00 44 (0) 1236 420199
T: 00 45 8742 7000
T: 00 1 (519) 745 1158
T: 00 971 (04) 4401208

E: enquiries@tannoy.com
E: info@tcgroup-international.com
E: info@tcgroup-americas.com
E: enquiries@tannoy.com

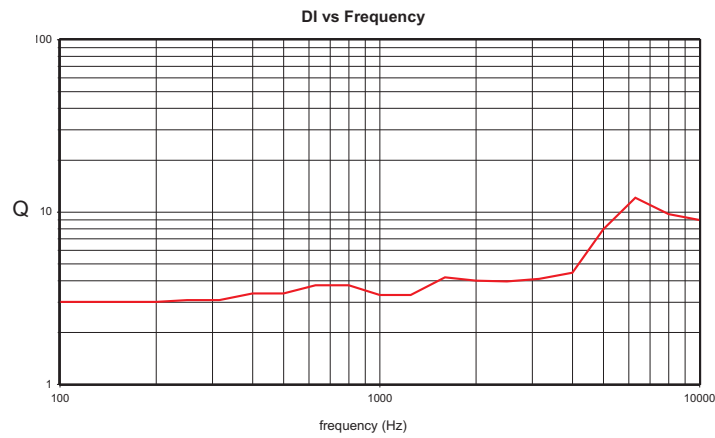
tannoy.com



PERFORMANCE MEASUREMENTS



BEAMWIDTH



DIRECTIVITY INDEX

Tannoy Direct (UK)
 TCGI (ROW sales)
 TCGA (Americas sales)
 Tannoy Middle East

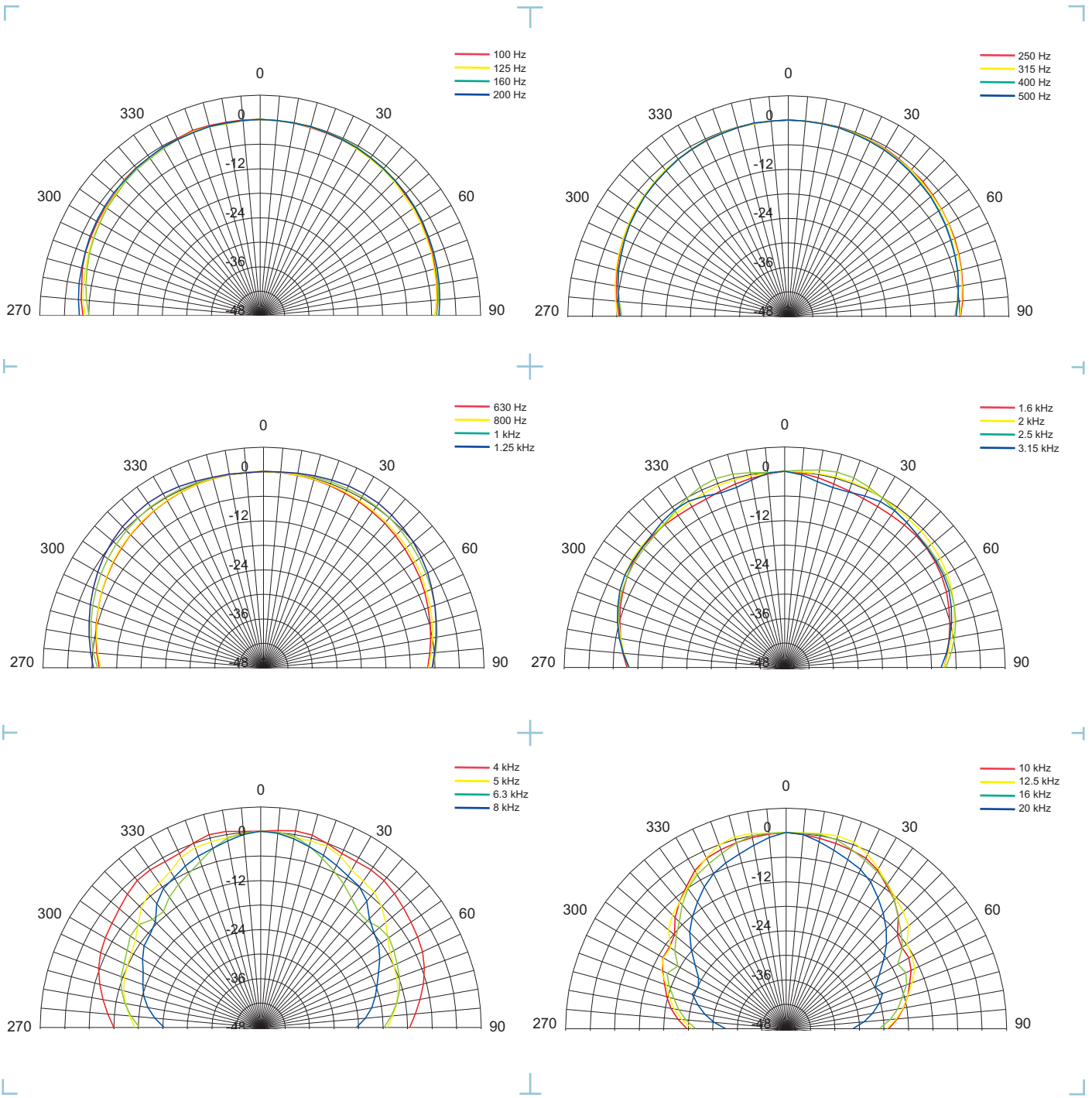
T: 00 44 (0) 1236 420199
 T: 00 45 8742 7000
 T: 00 1 (519) 745 1158
 T: 00 971 (04) 4401208

E: enquiries@tannoy.com
 E: info@tcgroup-international.com
 E: info@tcgroup-americas.com
 E: enquiries@tannoy.com

tannoy.com



PERFORMANCE MEASUREMENTS POLAR PLOTS (1/3 OCTAVE)



Tannoy Direct (UK)
 TCGI (ROW sales)
 TCGA (Americas sales)
 Tannoy Middle East

T: 00 44 (0) 1236 420199
 T: 00 45 8742 7000
 T: 00 1 (519) 745 1158
 T: 00 971 (04) 4401208

E: enquiries@tannoy.com
 E: info@tcgroup-international.com
 E: info@tcgroup-americas.com
 E: enquiries@tannoy.com


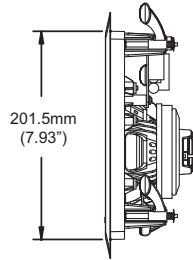
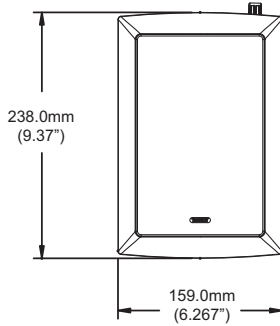
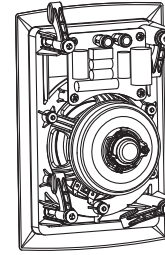

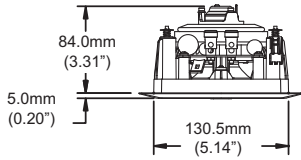
tannoy.com



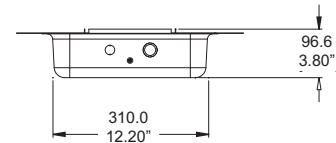
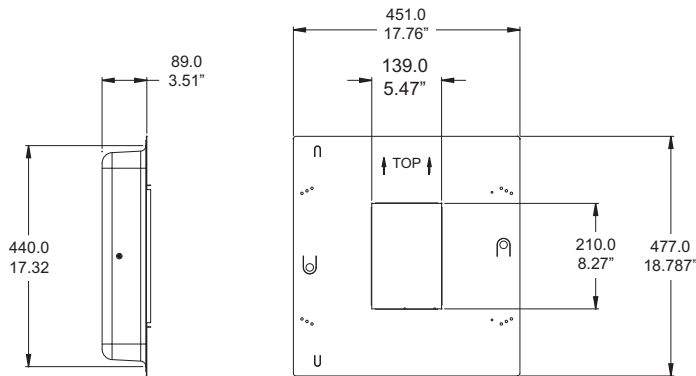
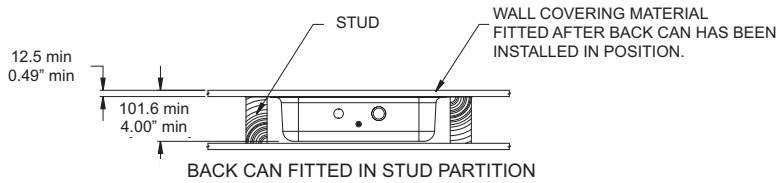
iw4 DC

TANNOY®

DIMENSIONAL SKETCHES & BACK CAN ACCESSORY



TEMPLATE HOLE CUTOUT SIZE - 206mm x 135mm [8.11" x 5.31"]



Ordering Information

PART NUMBER	MODEL NAME	BAFFLE / GRILLE COLOUR	PACKED QUANTITY	PACKED WEIGHT
8000 5130	iw4 TDC/DS Back Can	Unpainted Steel	1	4.00Kgs (8.80lbs)
8000 5140	iw4 TDC/DS Transformer Back Can	Unpainted Steel	1	11.00Kgs (23.1lbs)
8000 5100	Pre-install mounting ring for iw4 TDC/TS	-	-	-

Tannoy Direct (UK)
TCGI (ROW sales)
TCGA (Americas sales)
Tannoy Middle East

T: 00 44 (0) 1236 420199
T: 00 45 8742 7000
T: 00 1 (519) 745 1158
T: 00 971 (04) 4401208

E: enquiries@tannoy.com
E: info@tcgroup-international.com
E: info@tcgroup-americas.com
E: enquiries@tannoy.com

tannoy.com



ARCHITECTURAL SPECIFICATIONS

Architectural specifications

The in wall speaker shall consist of a 100mm (4.00") full range, point source Dual Concentric™ transducer mounted in an injection moulded front baffle manufactured from UV/weather resistant UL94V-0 ABS material. The two-way system shall incorporate an optimised low loss crossover network. The wiring terminals shall be gold plated spring loaded connectors.

Performance of the in-wall speaker shall meet or exceed the following criteria: The system shall have a conical coverage angle of 130 degrees (1kHz to 6kHz). Frequency response measured on axis shall be 73Hz -54kHz (-10dB from rated sensitivity, measured in an IEC baffle in an anechoic chamber) with no equalization. Sensitivity shall be 88dB (1W @ 1m). Longterm power handling capacity as defined in EIA-426B test shall be 60W, recommended amplifier power 120W @ 8 Ohms. The nominal system impedance shall be 8 Ohms.

In 70V or 100V distributed audio systems the iw4 DC shall be used with the optional accessory THP30 high performance, low insertion loss transformer with 30, 15, 7.6 and 3.75W taps* available.

A weather resistant perforated aluminum grille covers the transducer. Both the grille and baffle shall be paintable.

The system shall not exceed the following dimensions:

Front Baffle 238mm x 159mm (9.37" x 6.26"), Front of baffle to rear 89mm (3.51") of magnet assembly, Front of wall to rear 84mm (3.31") of magnet assembly

Hole cutout size shall be 206 x 135mm or 8.11 x 5.31".

The in wall speaker system shall be the.....iw4 DC.

*70.7 Volt only

